

A stethoscope is positioned centrally over a medical chart background. The chart includes a bar graph on the left and a line graph on the right. The entire image is overlaid with a blue gradient and decorative wavy lines in light blue and yellow.

IPHCA

Illinois Primary Health Care Association

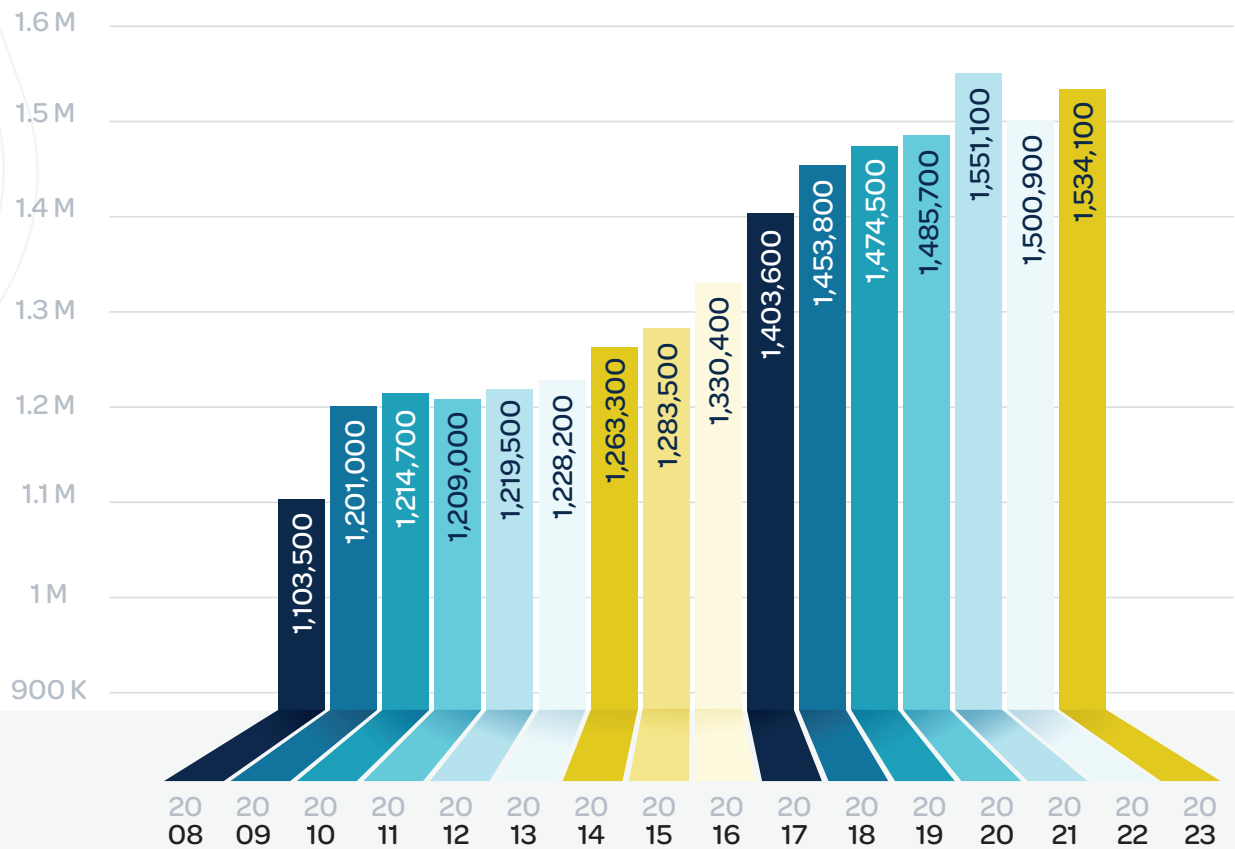
2025

UDS CHARTS

Illinois Community Health Centers

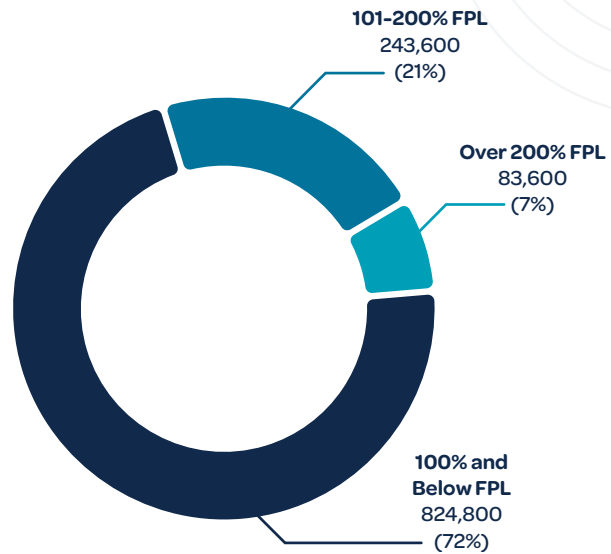
2008 - 2023 PATIENTS

Year	Patients	% Change	Cum. % Change	Encounters	% Change	Cum. % Change
2008	1,103,500	4%		4,042,200	5%	25%
2009	1,201,000	9%	9%	4,461,000	10%	38%
2010	1,214,700	1%	10%	4,563,000	2%	41%
2011	1,209,000	0%	10%	4,455,700	-2%	38%
2012	1,219,500	1%	11%	4,381,300	-2%	35%
2013	1,228,200	1%	11%	4,321,400	-1%	33%
2014	1,263,300	3%	14%	4,396,900	2%	36%
2015	1,283,500	2%	16%	4,539,800	3%	40%
2016	1,330,400	4%	21%	4,877,100	7%	51%
2017	1,403,600	6%	27%	5,174,600	6%	60%
2018	1,453,800	4%	32%	5,312,600	3%	64%
2019	1,474,500	1%	34%	5,343,900	1%	65%
2020	1,485,700	2%	35%	5,263,800	-1%	63%
2021	1,551,100	7%	41%	5,624,200	6%	74%
2022	1,500,900	2%	36%	5,545,100	4%	71%
2023	1,534,100	4%	39%	5,730,700	7%	77%



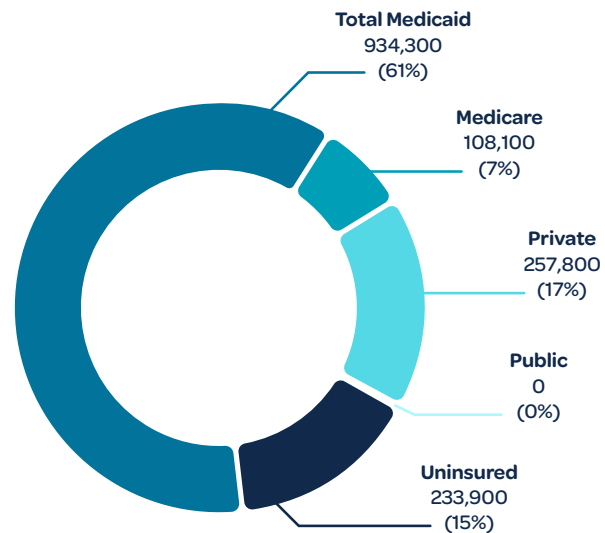
2023 PATIENTS BY KNOWN INCOME LEVEL

	Total
100% and Below FPL	824,800
101-200% FPL	243,600
Over 200% FPL	83,600
Total	1,153,000



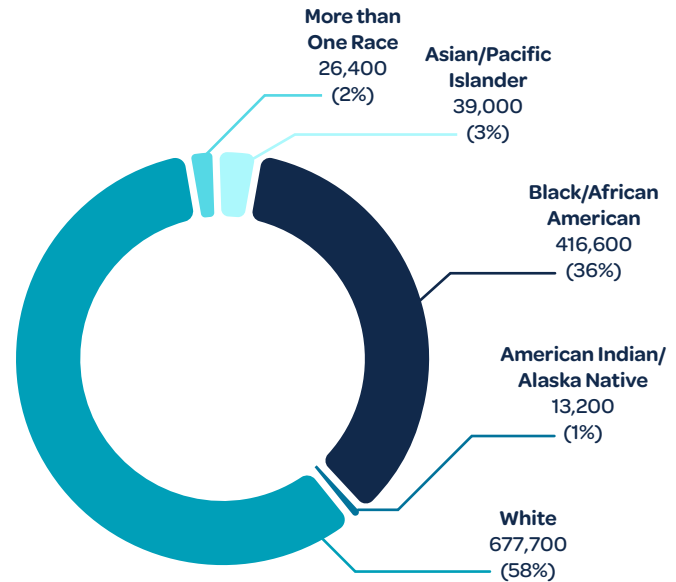
2023 PATIENTS BY INSURANCE SOURCE

	Total
Uninsured	233,900
Total Medicaid	934,300
Medicare	108,100
Private	257,800
Public	0
Total	1,534,100



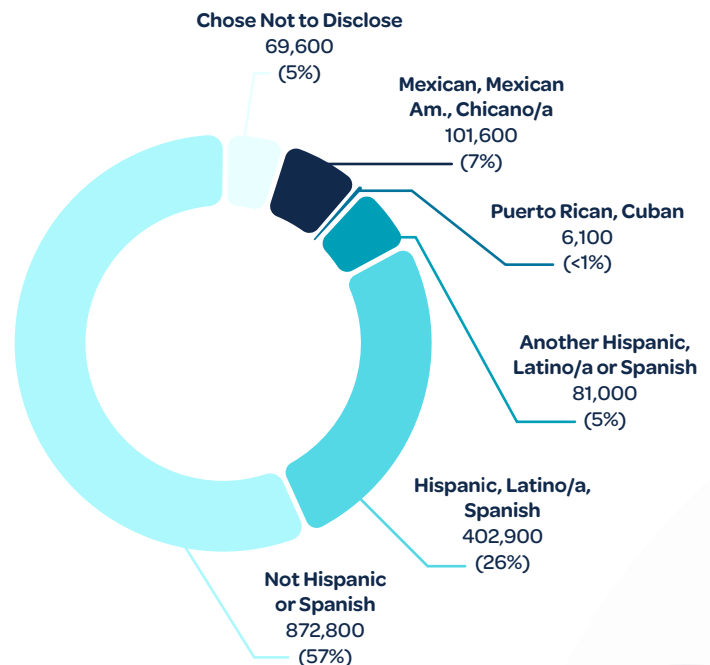
2023 PATIENTS BY KNOWN RACE

	Total
Black/African American	416,600
American Indian/Alaska Native	13,200
White	677,700
More than One Race	26,400
Asian/Pacific Islander	39,000
Total	1,172,900



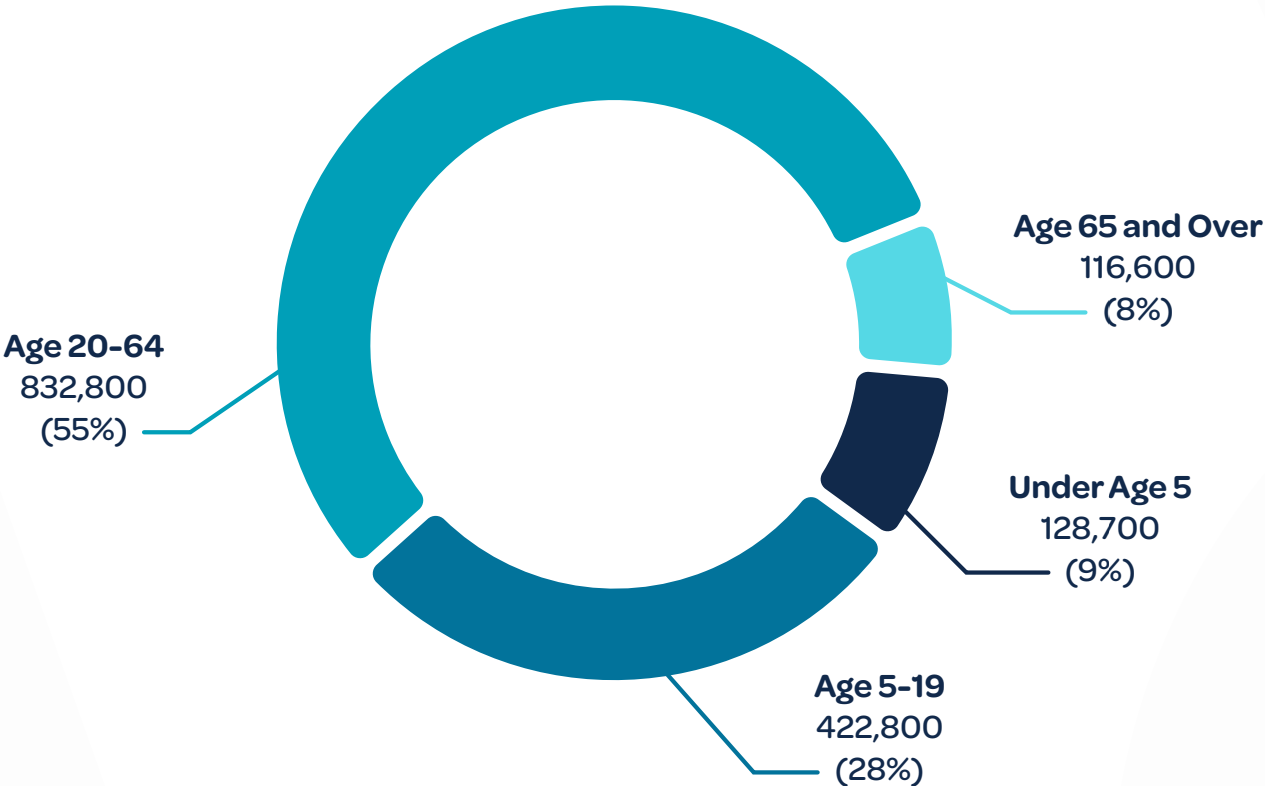
2023 PATIENTS BY KNOWN ETHNICITY

	Total
Mexican, Mexican Am., Chicano/a	101,600
Puerto Rican, Cuban	6,100
Another Hispanic, Latino/a or Spanish	81,000
Hispanic, Latino/a, Spanish	402,900
Not Hispanic or Spanish	872,800
Chose Not to Disclose	69,600
Total	1,534,000



2023 PATIENTS BY AGE GROUP

	Under Age 5	Age 5-19	Age 20-64	Age 65 and Over	Total
Total	126,700	422,800	832,800	116,600	1,498,900

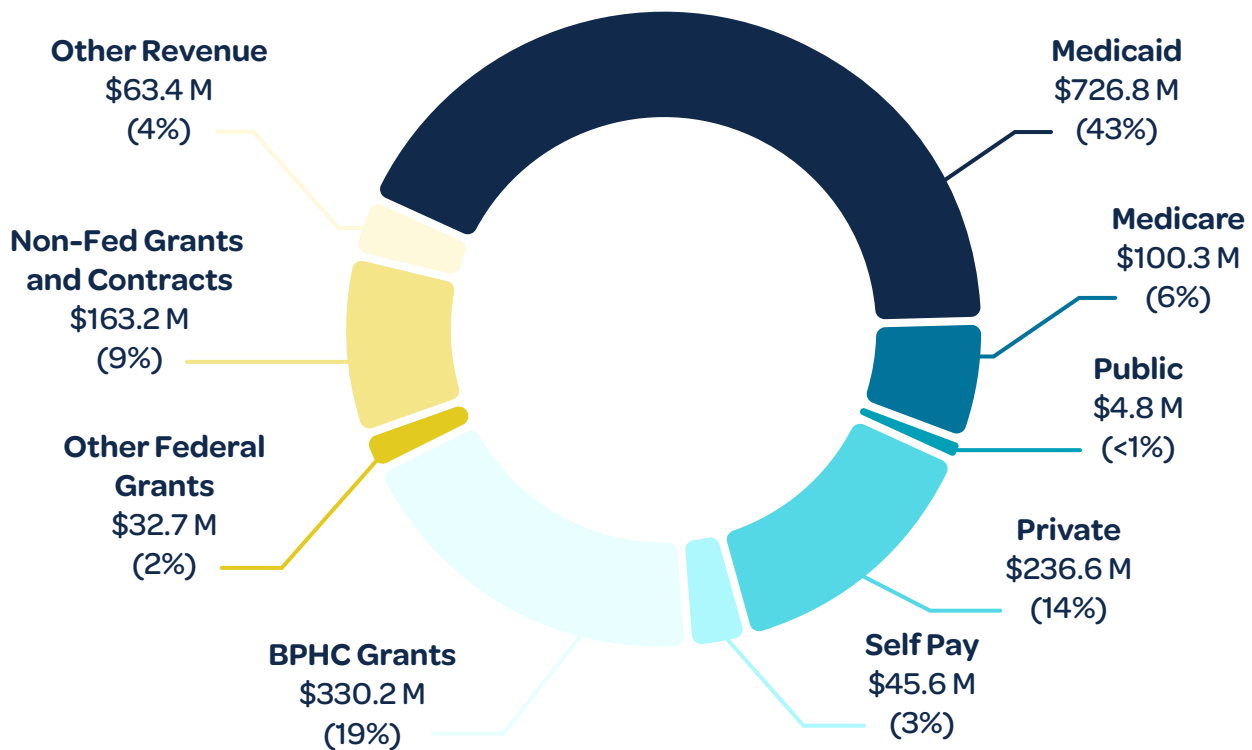


*Based on 2023 Federal UDS data

2023 REVENUE

	Medicaid	Medicare	Public	Private	Self Pay
Revenue	\$726,800,000	\$100,300,000	\$4,800,000	\$236,600,000	\$45,600,000

	BPHC Grants	Other Federal Grants	Non-Fed Grants and Contracts	Other Revenue	Total
Revenue	\$330,200,000	\$32,700,000	\$163,200,000	\$63,400,000	\$1,703,600,000





IPHCA

iphca.org