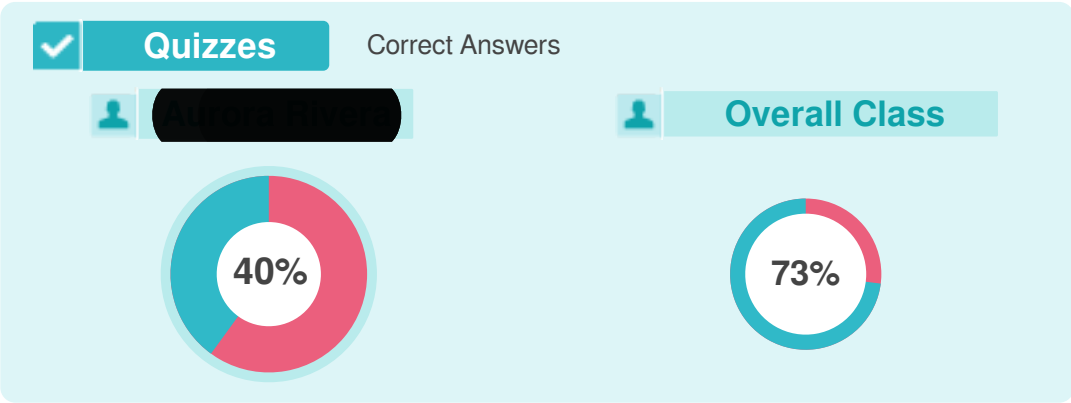





















<b>Author</b> Emma Kelley	<b>Slides</b> 19	<b>Date</b> 12/19/2022	<b>Time</b> 11:21	<b>Student Name</b> [Redacted]	<b>ID</b> [Redacted]
------------------------------	---------------------	---------------------------	----------------------	-----------------------------------	-------------------------



Performance



Slide	Module 7 Learning Review	Answer	Score: 90%
15	The Guidelines for Prescribing Dental Radiographs issued by the American Dental Association and the FDA recommend which of the following dental imaging procedures for a pregnant patient?	 Do not take images of a pregnant patient.	 <b>Incorrect</b>
15	The penetrating power of the x-ray beam is controlled by the settings on the:	 milliamperage setting.	 <b>Incorrect</b>
15	<b>Primary radiation is:</b>	 the beam of x-rays that comes from the target.	 <b>Correct</b>
15	A patient is concerned with radiation exposure. You can assure him that your office uses the ALARA concept, which includes:	 keeping exposures levels as low as possible.	 <b>Correct</b>
15	The term image receptor refers to:	 either a digital imaging sensor or to film.	 <b>Correct</b>
15	The uses of dental images include the detection of:	 abnormalities in surrounding hard and soft tissues.	 <b>Correct</b>
15	Which of the following is the name for the primary kind of radiation produced in the dental x-ray tubehead?	 Braking radiation	 <b>Correct</b>
15	A good technique for reducing the radiation exposure to both patient and operator is the use of:	 fast film or digital imaging.	 <b>Correct</b>

15	The category of digital imaging similar to faxes and video equipment that uses a sensor with a cord attached to the computer is:	✔ direct digital imaging.	✔ Correct
15	The device that intensifies or increases the effect of the radiation and decreases the amount of exposure time needed when exposing an extraoral radiograph is a(n):	✔ intensifying screen.	✔ Correct
15	Digital radiography requires less radiation than traditional radiography because the:	✔ sensor is more sensitive to x-ray energy.	✔ Correct
15	The charge-coupled device (CCD) in direct digital imaging sensors is made of:	✔ silicon.	✔ Correct
15	A good protocol to follow for decreasing the contamination of dental imaging equipment if additional supplies are needed during a procedure is to:	✔ use overgloves.	✔ Correct
15	Failure to obtain informed consent from a patient prior to exposure of dental radiographs can lead to charges of:	✔ negligence.	✔ Correct
15	Quality assurance in the dental office is a way of ensuring that everything possible is being done to produce high-quality diagnostic images and includes quality control:	✔ tests and administration procedures.	✔ Correct
15	Which of the following statements is true regarding federal and state regulations on the use of dental x-ray equipment?	✔ Most states have laws that require inspections of dental x-ray equipment on a regular basis.	✔ Correct
15	Sterilized positioning instruments should be removed from the packages:	✔ after the patient is seated.	✔ Correct
15	The Consumer-Patient Radiation Health and Safety Act is a federal law that requires all:	✔ persons who use x-rays to take dental images to be properly trained and certified.	✔ Correct
15	Regulations regarding certification for dental assistants in radiography:	✔ vary from state to state.	✔ Correct
15	What should the dental assistant do if a patient refuses dental imaging?	✔ Document in the patient's record the fact that he or she refused recommended dental imaging.	✔ Correct

Slide	Quiz One	Answer	Score: 0%
18	The certified dental assistant (CDA) credential is issued by the:	● N/A	● No Answer
18	Regulation of the functions that an extended-functions dental assistant (EFDA) can legally perform is decided by the:	● N/A	● No Answer
18	Which of the following is true regarding membership in the American Dental Assistants Association (ADAA)?	● N/A	● No Answer
18	Which of the following is able to provide an expressed contract for emergency treatment of a 16-year-old child who broke a tooth in the neighbor's driveway?	● N/A	● No Answer
18	The _____ is a distinct intraoral line of color change that can be seen in the tissue:	● N/A	● No Answer

ue where the alveolar membrane meets with attached gingivae.

18	Incisors:	●	N/A	●	No Answer
18	The area where the mesial or distal surfaces of the tooth touch the adjacent tooth in the arch is the:	●	N/A	●	No Answer
18	Which statement is not true of the maxillary canines?	●	N/A	●	No Answer
18	Exam gloves used during dental treatment can be made of which of the following materials?	●	N/A	●	No Answer
18	_____ Precautions represent a standard of care designed to protect healthcare providers from pathogens that can be spread by blood or any other body fluid, excretion, or secretion.	●	N/A	●	No Answer
18	Which of the following can be used as a surface disinfectant in the dentistry?	●	N/A	●	No Answer
18	Carpet in dental treatment areas:	●	N/A	●	No Answer
18	A monitoring service will immediately communicate a failure of sterilization through:	●	N/A	●	No Answer
18	The best way to determine whether sterilization has occurred is to use:	●	N/A	●	No Answer
18	The U.S. Food and Drug Administration (FDA) requires good manufacturing practices, reviews the safety and effectiveness of drugs and medical devices, and:	●	N/A	●	No Answer
18	All of the following are considered a regulated waste except:	●	N/A	●	No Answer
18	The government agency responsible for enforcing rules regarding the disposal of regulated waste is the:	●	N/A	●	No Answer
18	Methods of reducing the level of bacterial contamination in waterlines include all of the following except:	●	N/A	●	No Answer
18	Prevention of carpal tunnel syndrome (CTS) can be accomplished by:	●	N/A	●	No Answer
18	For better visibility, the dental assistant's stool is positioned _____ the operator's stool.	●	N/A	●	No Answer
18	For the right-handed operator, the mouth mirror is transferred with the _____ hand and the explorer is transferred with the _____ hand.	●	N/A	●	No Answer
18	Who should greet and escort the patient to the treatment room?	●	N/A	●	No Answer
18	Which number represents the length of the blade according to G.V. Black's instrument?	●	N/A	●	No Answer

nt formula?

18	Uses of a mouth mirror include:	● N/A	● No Answer
18	What are the general categories of communication?	● N/A	● No Answer

 Open Ended Question

Participation 

Slide	Open Ended Question	Answer
9	What is the name of the process that results in the harmful effects of x-rays?	The name of the process that results in the harmful effects of x-rays is radiation.
10	What are the primary components of a dental x-ray machine?	The primary components of a dental x-ray machine include the tubehead, the extension arm, and the control panel.
11	What are the two fundamental techniques for intraoral digital radiography?	<b>The two fundamental techniques for intraoral digital radiography are direct digital and indirect digital imaging.</b>
12	What unique infection control problems occur in dental imaging?	<b>The unique infection control problems that occur in dental imaging include cross contamination of blood and saliva on equipment or other surfaces.</b>
13	What federal act requires persons who take radiographs to be trained and certified?	The federal act that requires a person who take radiographs to be trained and certified is the Consumer-Patient Radiation Health and Safety Act.